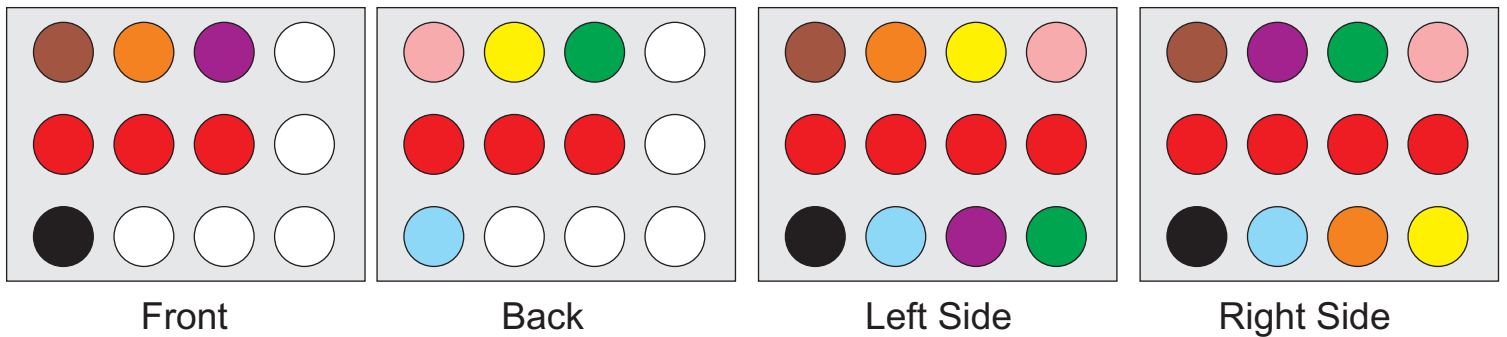














info@hydroholics.net
www.hydroholics.net

2 Pump 6 Dump Switch Wiring Configuration (12 Prongs)



- | | |
|--|--|
|  Hot, 24V on Battery |  Front Left Dump |
|  "S" Lead on Front Pump |  Front Right Dump |
|  "S" Lead on Rear Pump |  Rear Left Dump |
|  Unused |  Rear Right Dump |
| |  Center Return Dump (front) |
| |  Center Return Dump (rear) |

Note:

Colors represent wire positioning only,
not a true color relation to switch cord