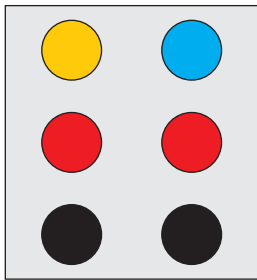


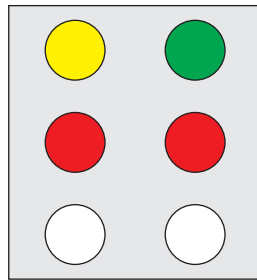


info@hydroholics.net  
www.hydroholics.net


## 2 Pump 4 Dump 6 Prong Switch Configuration



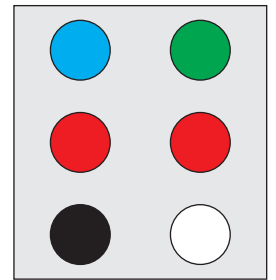
Front






Back



Left Side



Right Side

-  Hot, 24V on Battery
-  "S" Lead on Solenoid
-  Unused

-  Front Left Dump
-  Front Right Dump
-  Left Rear Dump
-  Right Rear Dump

## Note:

Colors represent wire positioning only,  
not a true color relation to switch cord